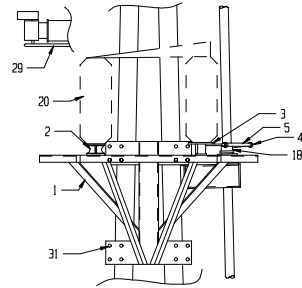
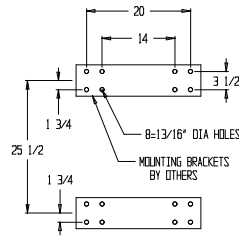


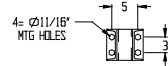
MIDDLE PHASE-LEFT HAND OPENING



MIDDLE PHASE SHOWN



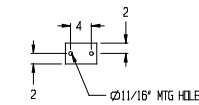
FRAME MOUNTING DETAIL



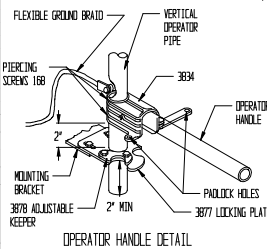
T-BEARING/PHASE GUIDE DETAIL



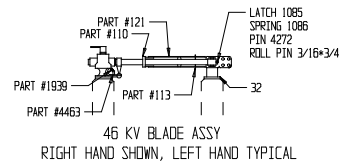
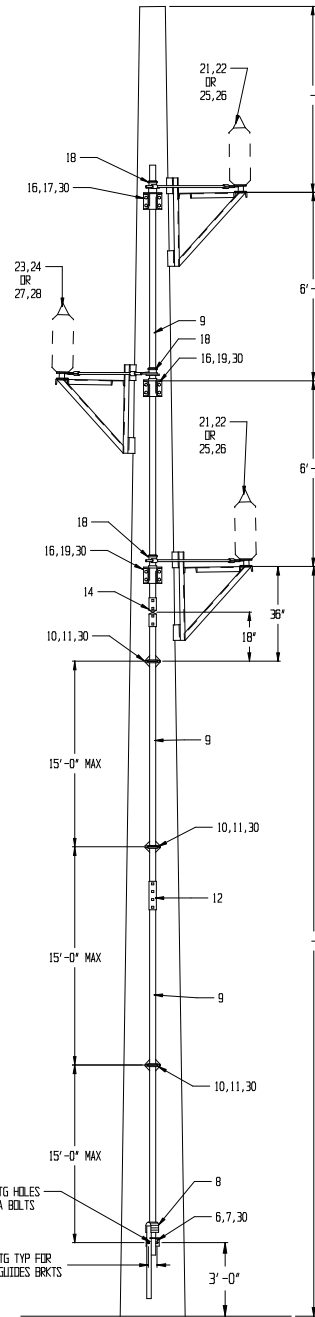
15, 16 PIPE GUIDE ASSY



OPER/PIPE GUIDE POLE MTG DETAIL BY POLE MFG



OPERATOR HANDLE DETAIL



46 KV BLADE ASSY RIGHT HAND SHOWN, LEFT HAND TYPICAL

QTY	PART	MATERIAL	ITEM	DESCRIPTION
3	000430MG	GALV	32	CONTACT FEDESTAL
48	48	GALV	31	MACHINE BOLT 3/4\" x 2\" N.L.V.
*	*	GALV	30	MACHINE BOLT 5/8\" x 1 1/4\" N.L.V (QTY. VARIES w/POLE HEIGHT)
3	3	-	29	INTERRUPTER (OPTIONAL)
1	-	AB575	-	28
1	-	AB57	-	27
2	-	AB54	-	26
2	-	AB56	-	25
-	1	AB525	-	24
-	1	AB57	-	23
-	1	AB54	-	22
-	2	AB50	-	21
6	6	SEE ORDER	-	20
2	2	00044MAX	19	PHASE GUIDE BRKT TOP
3	3	AB55	18	PIPE LEVER ASSY.
1	1	AB57	-	17
1	3	00450BRK	16	THRUST BEARING-PHASE GUIDE MFG. BRKT.
-	-	-	-	15
1	1	AB277	14	2\"/>

DRAWING # SK011017
 SHEET 1 OF 1
 DATE 10-17-01
 APP'D BY [Signature]
 DATE [Date]
 TURNER ELECTRIC CORPORATION
 FAIRVIEW HEIGHTS, ILL., USA